

Scaled data based on original data using
LM-79-08 Approved Method: Electrical and Photometric Measurements of Solid-
State Lighting Products

Test Report Prepared for
Cooper Lighting Solutions
(formerly Eaton)

Brand: McGRAW-EDISON

Report Number: P940163

Luminaire Tested: **GALN-SB3A-835-U-T1**

Issue Date: 1/21/2025

Test Information

Test Method: LM-79-08
Report Number: P940163
TEST IS SCALED FROM IESNA LM-79-08 TEST DATA (G2-2405-108-2)
Test Lab: INNOVATION CENTER
Issue Date: 1/21/2025
Manufacturer: COOPER LIGHTING SOLUTIONS (FORMERLY EATON)
Product Line: MCGRAW-EDISON
Catalog Number: GALN-SB3A-835-U-T1
Description: GALLEON AREA AND ROADWAY HIGH DENSITY LED LUMINAIRE
(3) 80 CRI, 3500K, 350mA LIGHTSQUARES WITH 26 LEDS EACH AND TYPE I OPTICS
Light Source: -
Ballast/Driver: -

Summary

Lumens per Lamp: N/A
Luminaire Lumens: 12350 lumens
Efficiency: N/A
Efficacy: 145.8 lumens/watt
Luminous Opening: Rectangular (W 1' x L: 1' x H: 0')
IES Classification: Type I - Short
BUG Rating: B3 - U0 - G3

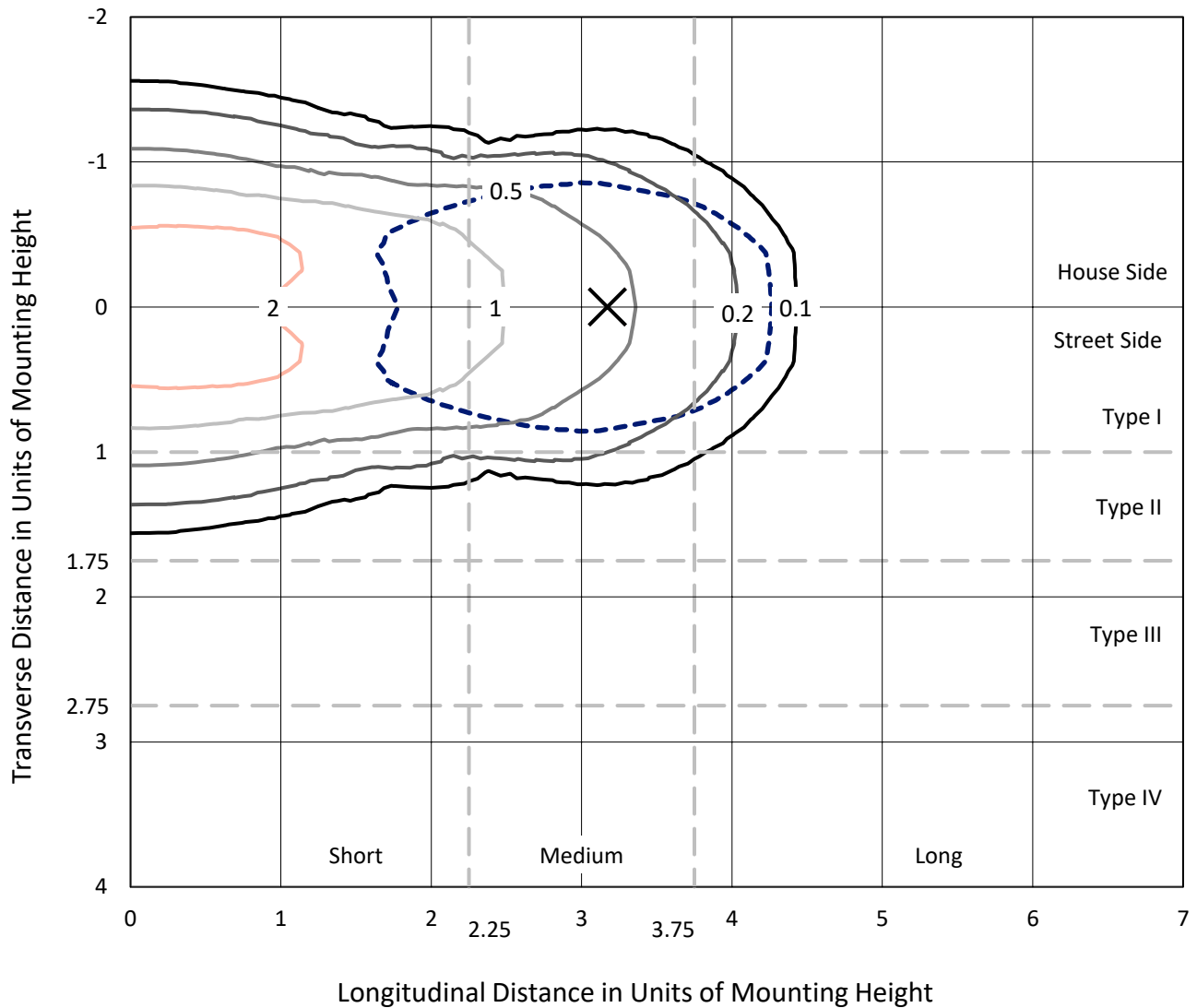
Input Watts (W): 84.7
Input Voltage (V): NR
Input Current (Ain): NR
Voltage Rise (V): NR
Power Factor: NR
Total Harmonic Distortion (THDi): NR
Frequency (hertz): 60
Stabilization Time: NR
Operation Time: NR
Ambient Temperature (°C): NR
Test Distance: 24 FT



REPORT NUMBER: P940163
 CATALOG NUMBER: GALN-SB3A-835-U-T1

Iso-Footcandle Lines of Horizontal Illumination

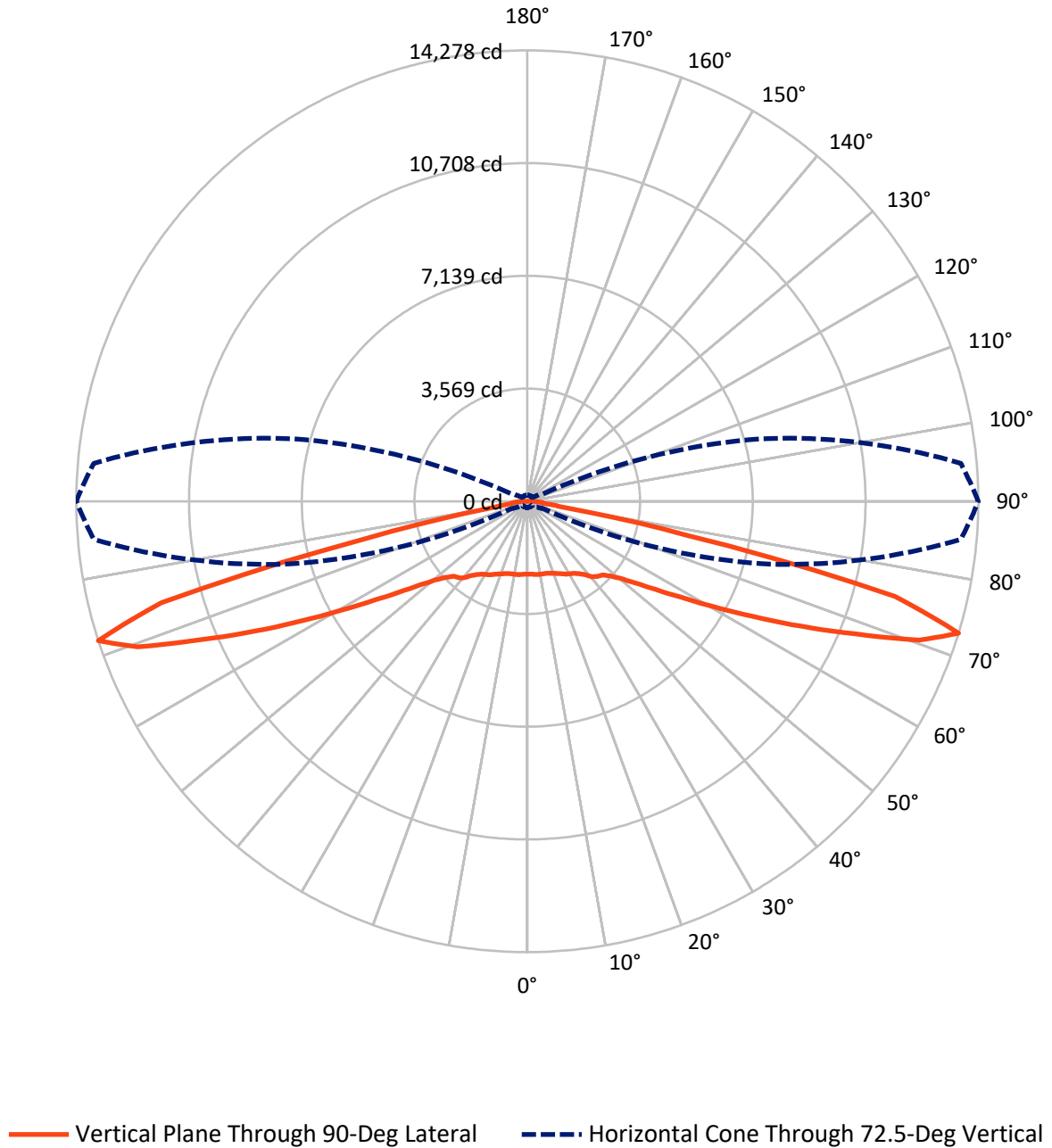
✕ Max cd
 - - - 1/2 Max cd



Based on 25 foot mounting height. Maximum calculated value = 3.7 fc
 Type I - Short - N/A

REPORT NUMBER: P940163
CATALOG NUMBER: GALN-SB3A-835-U-T1

Luminous Intensity Polar Plot



REPORT NUMBER: P940163
 CATALOG NUMBER: GALN-SB3A-835-U-T1

FLUX DISTRIBUTION:

		Downward	Upward	Total
House Side	Lumens	6175.0	0.0	6175.0
	% Fixture	50.0	0.0	50.0
Street Side	Lumens	6175.0	0.0	6175.0
	% Fixture	50.0	0.0	50.0
Total	Lumens	12350.0	0.0	12350.0
	% Fixture	100.0	0.0	100.0

ZONAL LUMENS:

Zone	Lumens	% Fixture
0°-10°	223.8	1.8
10°-20°	684.2	5.5
20°-30°	1140.8	9.2
30°-40°	1569.0	12.7
40°-50°	1916.1	15.5
50°-60°	2216.2	17.9
60°-70°	2642.5	21.4
70°-80°	1844.3	14.9
80°-90°	113.3	0.9
90°-100°	0.0	0.0
100°-110°	0.0	0.0
110°-120°	0.0	0.0
120°-130°	0.0	0.0
130°-140°	0.0	0.0
140°-150°	0.0	0.0
150°-160°	0.0	0.0
160°-170°	0.0	0.0
170°-180°	0.0	0.0
0°-90°	12350.0	100.0
0°-180°	12350.0	100.0

Coefficient of Utilization



REPORT NUMBER: P940163

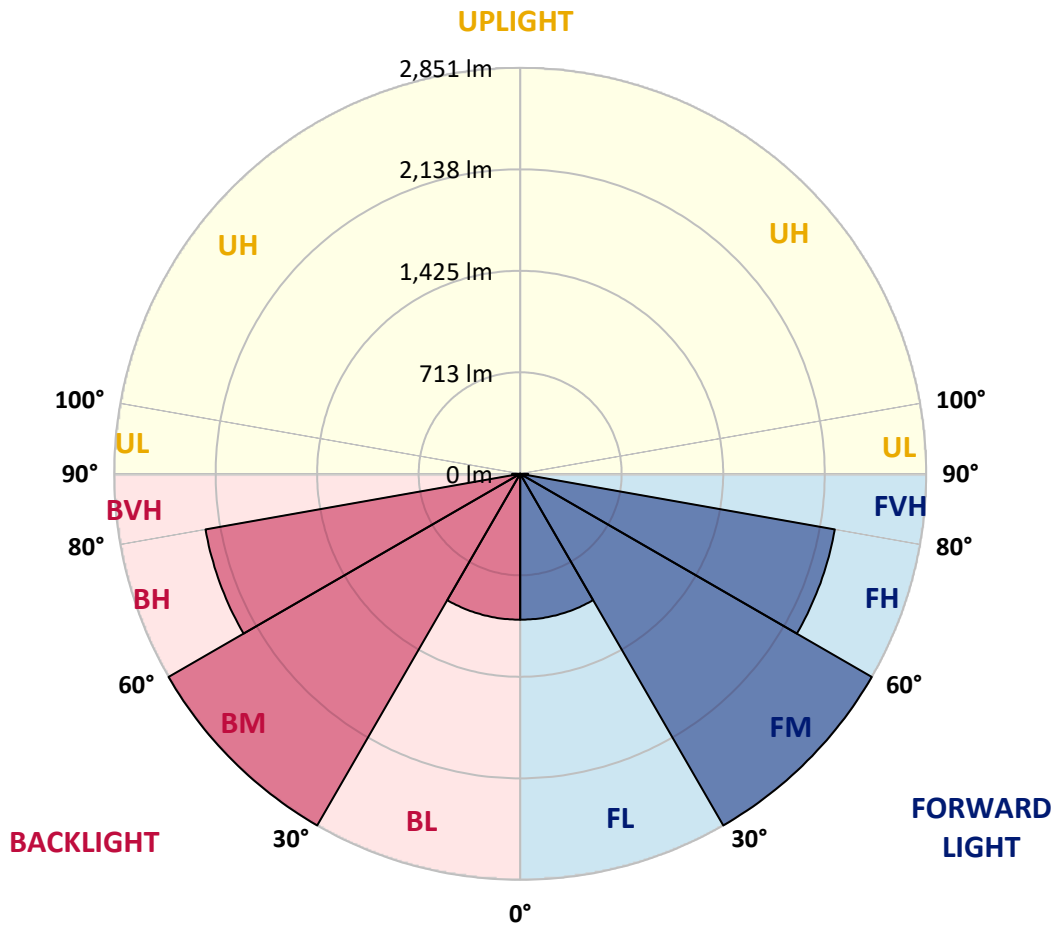
CATALOG NUMBER: GALN-SB3A-835-U-T1

LUMINAIRE CLASSIFICATION SYSTEM LUMEN TABLE AND BUG RATING:

Zone	Lumens	% Fixture	Zone Rating/Lumen Limit		
			B	U	G
FL (0°-30°)	1024.4	8.3			
FM (30°-60°)	2850.6	23.1			
FH (60°-80°)	2243.4	18.2			G2/5000
FVH (80°-90°)	56.6	0.5			G1/100
BL (0°-30°)	1024.4	8.3	B3/2500		
BM (30°-60°)	2850.6	23.1	B3/5000		
BH (60°-80°)	2243.4	18.2	B3/2500		G3/2500
BVH (80°-90°)	56.6	0.5			G1/100
UL (90°-100°)	0.0	0.0		U0/0	
UH (100°-180°)	0.0	0.0		U0/0	

BUG Rating: B3-U0-G3

Type I Short



REPORT NUMBER: P940163
 CATALOG NUMBER: GALN-SB3A-835-U-T1

CANDELA DISTRIBUTION (FULL):

	0°	5°	15°	25°	35°	45°	55°	65°	75°	85°
0°	2307.7	2307.7	2307.7	2307.7	2307.7	2307.7	2307.7	2307.7	2307.7	2307.7
2.5°	2309.7	2312.3	2312.3	2310.4	2314.9	2311.0	2311.0	2309.0	2311.0	2309.0
5°	2321.5	2324.8	2326.1	2325.4	2331.4	2328.1	2328.1	2325.4	2326.1	2324.1
7.5°	2343.8	2348.4	2351.0	2354.3	2362.9	2358.9	2356.3	2348.4	2345.1	2339.9
10°	2351.0	2356.3	2364.8	2381.9	2401.6	2402.2	2394.4	2374.7	2359.6	2347.8
12.5°	2328.7	2336.0	2353.7	2388.5	2432.4	2450.2	2437.7	2404.9	2375.3	2354.3
15°	2300.5	2308.4	2335.3	2387.8	2452.8	2494.1	2492.8	2449.5	2402.2	2369.4
17.5°	2256.5	2264.4	2303.1	2376.6	2468.5	2536.8	2555.2	2510.5	2444.2	2400.3
20°	2177.1	2184.3	2238.2	2341.2	2473.8	2582.1	2630.0	2590.6	2507.9	2448.2
22.5°	2074.1	2085.2	2148.2	2280.2	2461.3	2629.3	2715.3	2688.4	2582.1	2499.4
25°	1963.8	1975.6	2049.1	2205.3	2429.2	2663.5	2816.4	2799.3	2666.1	2563.0
27.5°	1868.6	1881.1	1961.2	2131.2	2379.3	2676.6	2916.2	2924.7	2767.8	2633.3
30°	1793.8	1805.6	1890.9	2071.4	2314.9	2663.5	3003.5	3062.5	2871.5	2694.3
32.5°	1711.8	1726.9	1816.8	1998.6	2238.8	2632.0	3079.6	3211.5	2991.6	2760.0
35°	1608.1	1621.8	1716.4	1898.8	2139.0	2581.4	3143.3	3376.9	3163.6	2859.7
37.5°	1482.0	1495.2	1589.0	1774.1	2039.9	2510.5	3191.8	3563.3	3368.4	3003.5
40°	1355.4	1367.8	1455.8	1635.0	1921.1	2420.0	3208.9	3745.8	3603.4	3201.0
42.5°	1239.2	1250.3	1331.1	1497.8	1787.9	2304.4	3186.6	3904.6	3814.1	3338.9
45°	1132.2	1142.0	1213.6	1369.1	1649.4	2164.0	3119.6	4075.3	4064.8	3437.3
47.5°	1010.1	1020.0	1094.1	1244.4	1510.9	1999.2	3006.1	4243.3	4413.3	3660.5
50°	861.1	869.7	945.8	1100.7	1367.2	1824.0	2848.6	4375.2	4853.1	3998.5
52.5°	684.6	693.8	767.9	922.8	1196.5	1635.6	2641.2	4461.2	5361.1	4492.1
55°	509.3	515.9	580.2	719.4	985.2	1421.0	2381.2	4485.5	5937.3	5166.8
57.5°	369.5	373.5	414.8	518.5	746.9	1152.6	2065.5	4422.5	6623.2	6031.9
60°	299.3	300.6	313.1	359.0	519.2	849.3	1684.2	4205.9	7367.5	7147.0
62.5°	271.7	271.7	275.0	287.5	351.1	560.5	1222.8	3756.9	8165.7	8556.2
65°	252.7	252.7	254.0	259.9	277.0	357.1	771.9	3025.8	8838.4	10206.9
67.5°	235.6	236.3	235.6	237.6	247.4	263.9	447.6	2089.8	9200.7	11917.4
70°	217.9	219.2	215.9	215.9	223.8	224.5	280.3	1146.0	8900.1	13350.8
72.5°	196.9	198.9	193.6	192.3	198.2	195.6	210.7	550.0	7641.2	13778.8
75°	178.5	181.2	169.3	166.1	166.1	164.1	171.3	282.2	4959.4	11240.0
77.5°	162.1	167.4	148.3	137.8	135.2	129.3	139.8	172.6	2169.2	5277.1
80°	133.9	141.1	122.1	109.6	105.0	98.5	110.3	120.8	645.2	1225.4
82.5°	99.8	103.0	86.6	78.1	74.2	69.6	82.7	84.0	210.0	433.8
85°	63.7	65.0	53.2	45.9	44.0	42.0	52.5	45.9	80.1	319.0
87.5°	22.3	25.6	20.3	18.4	19.7	16.4	24.3	13.8	22.3	225.1
90°	0.0	0.0	0.0	0.0	0.0	0.0	0.0	0.0	0.0	0.0

(END C

90°

2307.7
2309.0
2324.1
2339.9
2345.8
2351.0
2364.2
2393.1
2437.0
2484.3
2542.0
2611.0
2662.2
2719.3
2814.4
2943.1
3136.7
3256.2
3325.7
3531.8
3837.0
4293.2
4918.0
5718.8
6752.5
8027.8
9538.7
11196.0
13161.1
14277.6
12022.4
5167.4
1173.6
490.3
463.4
278.9
0.0

OF REPORT)